

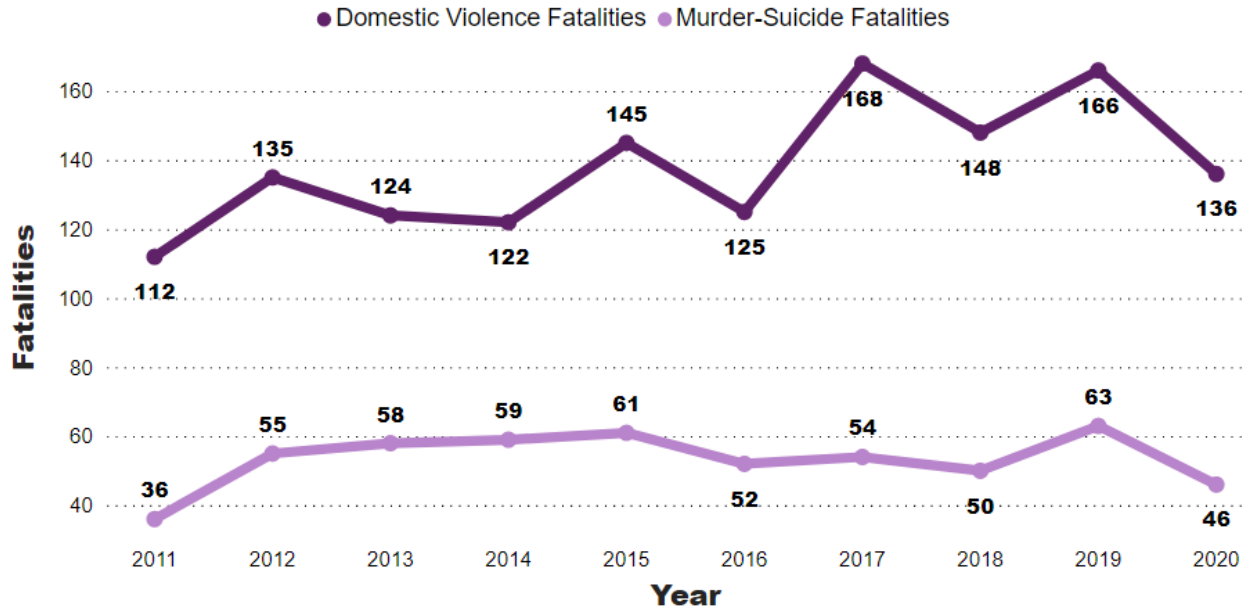


***FAMILY VIOLENCE** is a pattern of abusive behavior in any relationship that is used by one partner to gain or maintain power and control over another intimate partner.<sup>1</sup>*

# Family Violence: The Facts

## Georgia Statistics

### 2011-2020 Fatalities



**136**

Known family violence-related fatalities in Georgia during 2020\*

\*Due to multiple historic events occurring throughout 2020, the number of fatalities currently listed is believed to be an undercount.

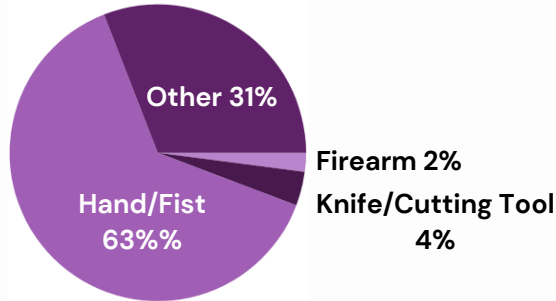
**1,516**

Total family violence-related fatalities in Georgia from 2011-2020

- #22** Georgia ranks 22nd in the nation for its rate of men killing women.<sup>2</sup>
- 29,060** There were 29,060 family violence and stalking Temporary Protective Orders (TPOs) issued in 2019.<sup>3</sup>
- 42%** In 2019, the overall "extension rate," or the rate at which an Ex Parte (emergency) TPO is extended into a longer-term TPO (6-month, 12-month, 3-year), was 42%.<sup>3</sup>
- 44,475** There were 44,475 family violence incidents reported to law enforcement in 2018.<sup>4</sup>
- 68%** In 2018, 68% of victims in family violence incidents reported to law enforcement were female.<sup>4</sup>
- 35%** Between 2011-2020, 534 (35%) of all domestic violence fatalities were murder-suicides.<sup>5</sup>
- 95,830** In 2020, there were 95,839 crisis calls to Georgia's certified family violence and sexual assault agencies.<sup>6</sup>

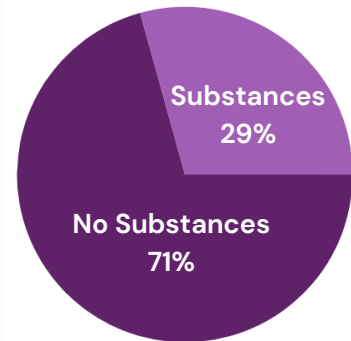
## Weapons

Hands and fists were the most common weapon used by an abuser in reported incidents during 2018. While firearms were present in only 2% of reported incidents, they were the cause of death in 74% of fatal incidents of abuse.<sup>4</sup>



## Substance Use

In 2018, less than a third of reported family violence incidents involved substance abuse.<sup>4</sup>



## Children

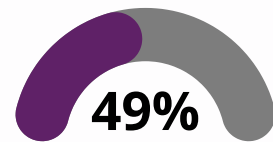


33% of reported incidents in 2018 had one or more children present.<sup>4</sup>



37% of reported incidents in 2018 involved one or more children.<sup>4</sup>

## Teen Dating Violence



Nearly half of victims killed by their abuser began their relationship with the person who eventually killed them when they were between the ages of 13-24.<sup>5</sup>

## National Statistics



21% of women and 15% of men experience severe physical violence by an intimate partner during their lifetime.<sup>7</sup>



Over their lifetime, 1 in 6 women (16%) and 1 in 17 men (6%) have been stalked by an intimate partner placing them in fear for their own life or the lives of those close to them.<sup>7</sup>



The rate of intimate partner victimization (age 12 or older) is 4.3 victimizations per 1,000 females and 0.8 victimizations per 1,000 males.<sup>8</sup>



The presence of a gun in domestic violence situations increases the risk of homicide by 500%.<sup>9</sup>



21% of girls and 10% of boys in high school experience physical and/or sexual dating violence.<sup>10</sup>

1. Office of Violence Against Women (2012). <http://www.ovv.usdoj.gov/domviolence.htm>, 2. Violence Policy Center (2020). <http://vpc.org/studies/wmmw2020.pdf>, 3. Georgia Protective Order Registry, Georgia Crime Information Center (2020). Personal Communication., 4. Georgia Bureau of Investigation (2021). Personal Communication., 5. Georgia Domestic Violence Fatality Review Project (2021). Personal Communication., 6. Criminal Justice Coordinating Council (2021). Personal Communication, 7. National Intimate Partner and Sexual Violence Survey (2018). <https://www.cdc.gov/violenceprevention/pdf/2015data-brief508.pdf>, 8. Bureau of Justice Statistics (2009). <https://www.bjs.gov/content/pub/pdf/fvv.pdf> 9. Bureau of Justice Statistics (2013). <https://www.bjs.gov/content/pub/pdf/ipvav9311.pdf>, 10. Vagi KJ, Olsen EOM, Basile KC, Vivolo-Kantor AM (2015). Teen dating violence (physical and sexual) among US high school students: Findings from the 2013 National Youth Risk Behavior Survey. JAMA Pediatrics; 169(5):474-482.